



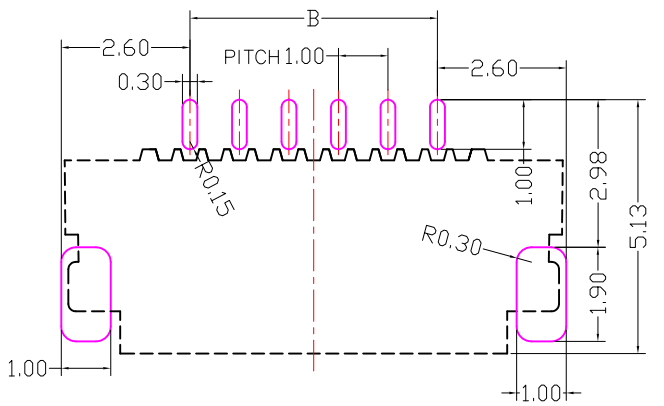
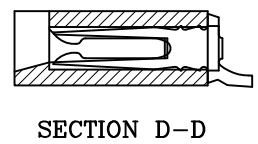
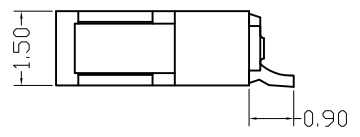
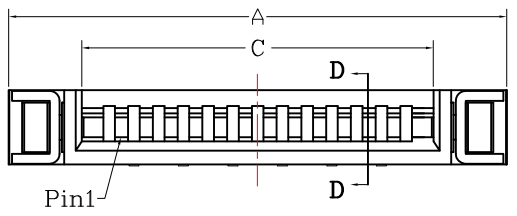
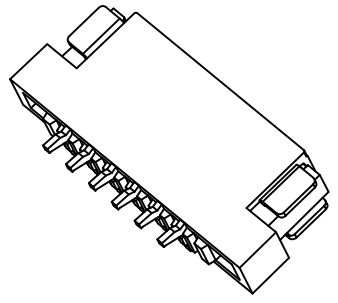
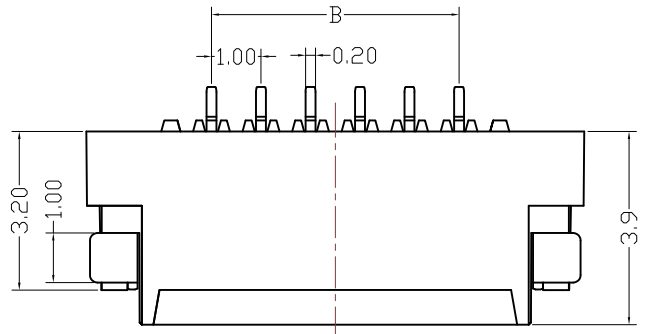
NOTES:

1. MATERIAL:

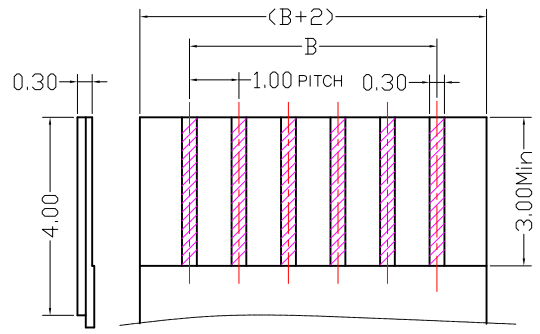
- 1.1 HOUSING: LCP,UL 94-V0
- 1.2 CONTACT: BRASS
- 1.3 SOLDER PAD: BRASS

2. PLATING:

- 2.1 CONTACT: TIN PLATED ON NICKEL OVERALL
- 2.1 SOLDER PAD: TIN PLATED ON NICKEL OVERALL



Recommended P.C.B Layout



Applicable FPC

PART NO.	Dimension		
	A	B	C
4P	8.03	3.00	5.07
5P	9.03	4.00	6.07
6P	10.03	5.00	7.07
7P	11.03	6.00	8.07
8P	12.03	7.00	9.07
9P	13.03	8.00	10.07
10P	14.03	9.00	11.07
11P	15.03	10.00	12.07
12P	16.03	11.00	13.07
13P	17.03	12.00	14.07
14P	18.03	13.00	15.07
15P	19.03	14.00	16.07
16P	20.03	15.00	17.07
17P	21.03	16.00	18.07
18P	22.03	17.00	19.07
19P	23.03	18.00	20.07
20P	24.03	19.00	21.07
21P	25.03	20.00	22.07
22P	26.03	21.00	23.07
23P	27.03	22.00	24.07
24P	28.03	23.00	25.07
25P	29.03	24.00	26.07
26P	30.03	25.00	27.07
27P	31.03	26.00	28.07
28P	32.03	27.00	29.07
29P	33.03	28.00	30.07
30P	34.03	29.00	31.07

東莞市高迪電子有限公司
DONG GUAN GAO DI ELECTRONICS CO., LTD

TOLERANCE UNLESS OTHERWISE STATED:

Up to 5 ±0.2
Above 5 ~ 15 ±0.3
Above 15 ~ 30 ±0.4
Above 30 ~ 50 ±0.5
Angle ±0.3°

3RD. ANGEL'S



UNITS

MM

DRAWN BY: Jack Lu
CHECKED BY: Jacky Chen
APPROVED BY: Tony Kao

DATE: 12/22/21
DATE: 12/22/21
DATE: 12/22/21

MAT'L
FINISH
SCALE: 1 : 1
SHEET NO.: 1 of 1

TITLE: CONNECTOR
MODLE: FPC 1.0mm 雙接觸 H:1.50mm
DWG NO.: FPC10D-15xx-N-S304
PART NO.: FPC10D-15xx-N-S304

SIZE: A4
VER: R3

ITEM NO	DESCRIPTION	DRAWN	DATE
3	更新Applicable FPC尺寸標示	Jack	122221
2	更新Applicable FPC	Jack	090921
1	新增SOLDER PAD鍍層	Jack	081821